

# EURODAM

## DECK PLANS & STATEROOMS

The deck plans are color-coded by category of stateroom, and the category letter precedes the stateroom number in each room. All staterooms are equipped with interactive LED television with On Demand movies, programming and multichannel music; mini-bar; mini-safe; data port; telephone.

**Important Note:** Not all staterooms within each category have the same furniture configuration and/or facilities. Appropriate symbols within the rooms on the deck plans describe differences from the stateroom descriptions below.

All information is subject to change.

### STATEROOM SYMBOL LEGEND

- Quad (2 lower beds, 1 sofa bed, 1 upper)
- Triple (2 lower beds, 1 sofa bed)
- △ Partial sea view
- × Fully obstructed view
- + Connecting rooms
- \* Shower only
- ♣ Single sink vanity, bathtub only
- ♠ Single sink vanity
- ◆ Staterooms have solid steel verandah railings instead of clear-view Plexiglas® railings

### ACCESSIBILITY STATEROOM SYMBOL LEGEND

- ♿ **Fully Accessible:** Staterooms I-8033, VB6002, VB6001, J1074, K1012 & K1011 have a roll-in shower only
- ▼ **Fully Accessible with Single Side Approach:** Suites SA7058 & SA7057 have a bathtub and roll-in shower. Suites SY5002 & SY5001 have a roll-in shower only.
- ★ **Ambulatory Accessible:** Staterooms VA8119, VA8116, VA8026, VA8025, V6052, V6049, V5140, V5135, V5054, V5051, VA4134, VA4131, H4092, H4089, VA4052, VA4051, D1100, D1099, C1082 & C1081 have a shower with no threshold

For more information regarding accessibility features on our ships please visit the [Accessibility](#) section of our website.

### OCEAN-VIEW STATEROOMS

- C ■ D ■ DD ■ E ■ F

**Large:** 2 lower beds convertible to 1 queen-size bed, bathtub & shower.  
Approximately 169–267 sq. ft.


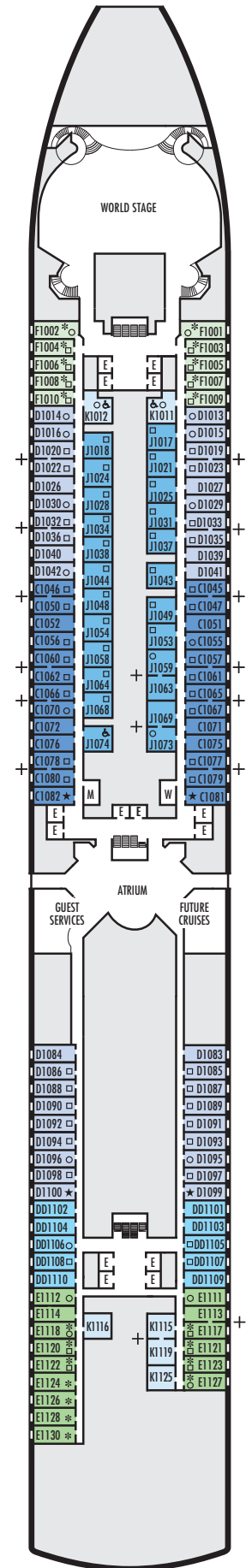
### INTERIOR STATEROOMS

- J ■ K

**Large or Standard:** 2 lower beds convertible to 1 queen-size bed, shower.  
Approximately 141–284 sq. ft.

## DECK 1—MAIN DECK

Staterooms 1001–1130



Main Deck

## EURODAM

### DECK PLANS & STATEROOMS

The deck plans are color-coded by category of stateroom, and the category letter precedes the stateroom number in each room. All staterooms are equipped with interactive LED television with On Demand movies, programming and multichannel music; mini-bar; mini-safe; data port; telephone.

**Important Note:** Not all staterooms within each category have the same furniture configuration and/or facilities. Appropriate symbols within the rooms on the deck plans describe differences from the stateroom descriptions below.

All information is subject to change.

#### STATEROOM SYMBOL LEGEND


- Quad (2 lower beds, 1 sofa bed, 1 upper)
- Triple (2 lower beds, 1 sofa bed)
- △ Partial sea view
- × Fully obstructed view
- + Connecting rooms
- \* Shower only
- ♣ Single sink vanity, bathtub only
- ♠ Single sink vanity
- ◆ Staterooms have solid steel verandah railings instead of clear-view Plexiglas® railings

#### ACCESSIBILITY

##### STATEROOM SYMBOL LEGEND

- ♿ **Fully Accessible:** Staterooms I-8033, VB6002, VB6001, J1074, K1012 & K1011 have a roll-in shower only
- ▼ **Fully Accessible with Single Side Approach:** Suites SA7058 & SA7057 have a bathtub and roll-in shower. Suites SY5002 & SY5001 have a roll-in shower only.
- ★ **Ambulatory Accessible:** Staterooms VA8119, VA8116, VA8026, VA8025, V6052, V6049, V5140, V5135, V5054, V5051, VA4134, VA4131, H4092, H4089, VA4052, VA4051, D1100, D1099, C1082 & C1081 have a shower with no threshold

For more information regarding accessibility features on our ships please visit the [Accessibility](#) section of our website.



Lower Promenade Deck



## EURODAM

### DECK PLANS & STATEROOMS

The deck plans are color-coded by category of stateroom, and the category letter precedes the stateroom number in each room. All staterooms are equipped with interactive LED television with On Demand movies, programming and multichannel music; mini-bar; mini-safe; data port; telephone.

**Important Note:** Not all staterooms within each category have the same furniture configuration and/or facilities. Appropriate symbols within the rooms on the deck plans describe differences from the stateroom descriptions below.

All information is subject to change.

#### STATEROOM SYMBOL LEGEND


- Quad (2 lower beds, 1 sofa bed, 1 upper)
- Triple (2 lower beds, 1 sofa bed)
- △ Partial sea view
- × Fully obstructed view
- + Connecting rooms
- \* Shower only
- ♣ Single sink vanity, bathtub only
- ♠ Single sink vanity
- ◆ Staterooms have solid steel verandah railings instead of clear-view Plexiglas® railings

#### ACCESSIBILITY

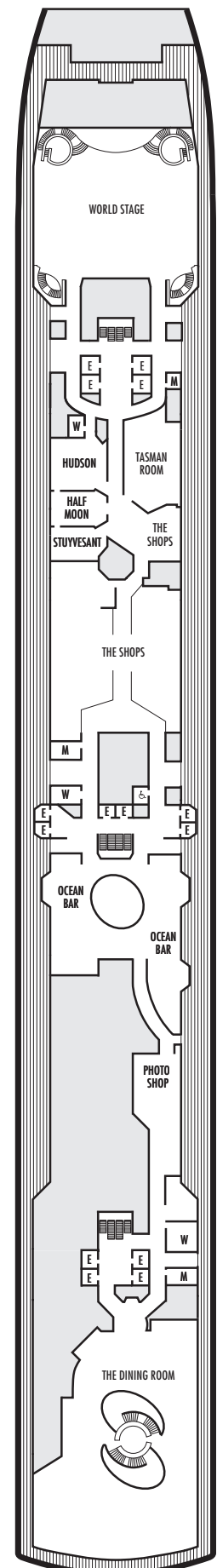
##### STATEROOM SYMBOL LEGEND

- ♿ **Fully Accessible:** Staterooms I-8033, VB6002, VB6001, J1074, K1012 & K1011 have a roll-in shower only
- ▼ **Fully Accessible with Single Side Approach:** Suites SA7058 & SA7057 have a bathtub and roll-in shower. Suites SY5002 & SY5001 have a roll-in shower only.
- ★ **Ambulatory Accessible:** Staterooms VA8119, VA8116, VA8026, VA8025, V6052, V6049, V5140, V5135, V5054, V5051, VA4134, VA4131, H4092, H4089, VA4052, VA4051, D1100, D1099, C1082 & C1081 have a shower with no threshold

For more information regarding accessibility features on our ships please visit the [Accessibility](#) section of our website.



Promenade Deck



# EURODAM

## DECK PLANS & STATEROOMS

The deck plans are color-coded by category of stateroom, and the category letter precedes the stateroom number in each room. All staterooms are equipped with interactive LED television with On Demand movies, programming and multichannel music; mini-bar; mini-safe; data port; telephone.

**Important Note:** Not all staterooms within each category have the same furniture configuration and/or facilities. Appropriate symbols within the rooms on the deck plans describe differences from the stateroom descriptions below.

All information is subject to change.

### STATEROOM SYMBOL LEGEND

- Quad (2 lower beds, 1 sofa bed, 1 upper)
- Triple (2 lower beds, 1 sofa bed)
- △ Partial sea view
- × Fully obstructed view
- + Connecting rooms
- \* Shower only
- ♣ Single sink vanity, bathtub only
- ♠ Single sink vanity
- ◆ Staterooms have solid steel verandah railings instead of clear-view Plexiglas® railings

### ACCESSIBILITY STATEROOM SYMBOL LEGEND

- ♿ **Fully Accessible:** Staterooms I-8033, VB6002, VB6001, J1074, K1012 & K1011 have a roll-in shower only
- ▼ **Fully Accessible with Single Side Approach:** Suites SA7058 & SA7057 have a bathtub and roll-in shower. Suites SY5002 & SY5001 have a roll-in shower only.
- ★ **Ambulatory Accessible:** Staterooms VA8119, VA8116, VA8026, VA8025, V6052, V6049, V5140, V5135, V5054, V5051, VA4134, VA4131, H4092, H4089, VA4052, VA4051, D1100, D1099, C1082 & C1081 have a shower with no threshold

For more information regarding accessibility features on our ships please visit the [Accessibility](#) section of our website.

### VERANDAH SUITES

#### SB

**Neptune Suites:** 2 lower beds convertible to 1 king-size bed, bathroom with dual-sink vanity, full-size whirlpool bath & shower & additional shower stall, large sitting area, dressing room, private verandah, 1 sofa bed for 2 persons, floor-to-ceiling windows. Approximately 506–590 sq. ft. including verandah.

### VERANDAH STATEROOMS

#### VA VB VC VE VF VH

**Verandah:** 2 lower beds convertible to 1 queen-size bed, bathtub & shower, sitting area, private verandah, floor-to-ceiling windows. Approximately 213–379 sq. ft. including verandah.

### OCEAN-VIEW STATEROOMS

#### G H HH

**Large:** 2 lower beds convertible to 1 queen-size bed, bathtub & shower. All G-category staterooms have partial sea views. All H- & HH-category staterooms have fully obstructed views. Approximately 169–267 sq. ft.

### INTERIOR STATEROOMS

#### I

**Large:** 2 lower beds convertible to 1 queen-size bed, shower. Approximately 141–284 sq. ft.

#### K


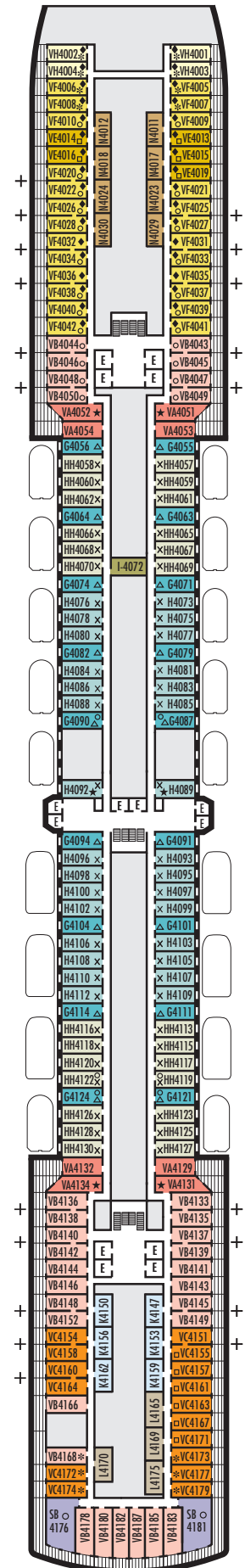
**Large or Standard:** 2 lower beds convertible to 1 queen-size bed, shower. Approximately 141–284 sq. ft.

#### L N

**Standard:** 2 lower beds convertible to 1 queen-size bed, shower. Approximately 141–284 sq. ft.

## DECK 4—UPPER PROMENADE DECK

Staterooms 4001–4187



Upper Promenade Deck

## EURODAM

### DECK PLANS & STATEROOMS

The deck plans are color-coded by category of stateroom, and the category letter precedes the stateroom number in each room. All staterooms are equipped with interactive LED television with On Demand movies, programming and multichannel music; mini-bar; mini-safe; data port; telephone.

**Important Note:** Not all staterooms within each category have the same furniture configuration and/or facilities. Appropriate symbols within the rooms on the deck plans describe differences from the stateroom descriptions below.

All information is subject to change.

### STATEROOM SYMBOL LEGEND

- Quad (2 lower beds, 1 sofa bed, 1 upper)
- Triple (2 lower beds, 1 sofa bed)
- △ Partial sea view
- X Fully obstructed view
- + Connecting rooms
- \* Shower only
- ♣ Single sink vanity, bathtub only
- ♠ Single sink vanity
- ◆ Staterooms have solid steel verandah railings instead of clear-view Plexiglas® railings

### ACCESSIBILITY STATEROOM SYMBOL LEGEND

- ♿ **Fully Accessible:** Staterooms I-8033, VB6002, VB6001, J1074, K1012 & K1011 have a roll-in shower only
- ▼ **Fully Accessible with Single Side Approach:** Suites SA7058 & SA7057 have a bathtub and roll-in shower. Suites SY5002 & SY5001 have a roll-in shower only.
- ★ **Ambulatory Accessible:** Staterooms VA8119, VA8116, VA8026, VA8025, V6052, V6049, V5140, V5135, V5054, V5051, VA4134, VA4131, H4092, H4089, VA4052, VA4051, D1100, D1099, C1082 & C1081 have a shower with no threshold

For more information regarding accessibility features on our ships please visit the [Accessibility](#) section of our website.

### VERANDAH SUITES

#### SB

**Neptune Suites:** 2 lower beds convertible to 1 king-size bed, bathroom with dual-sink vanity, full-size whirlpool bath & shower & additional shower stall, large sitting area, dressing room, private verandah, 1 sofa bed for 2 persons, floor-to-ceiling windows. Approximately 506–590 sq. ft. including verandah.

#### SS SY

**Signature Suites:** 2 lower beds convertible to 1 queen-size bed, bathroom with dual-sink vanity, full-size whirlpool bath & shower & additional shower stall, large sitting area, private verandah, 1 sofa bed for 1 person, floor-to-ceiling windows. Approximately 273–456 sq. ft. including verandah.

### VERANDAH STATEROOMS

#### V VB VC

**Verandah:** 2 lower beds convertible to 1 queen-size bed, bath tub & shower, sitting area, private verandah, floor-to-ceiling windows. Approximately 213–379 sq. ft. including verandah.

### INTERIOR STATEROOMS

#### I


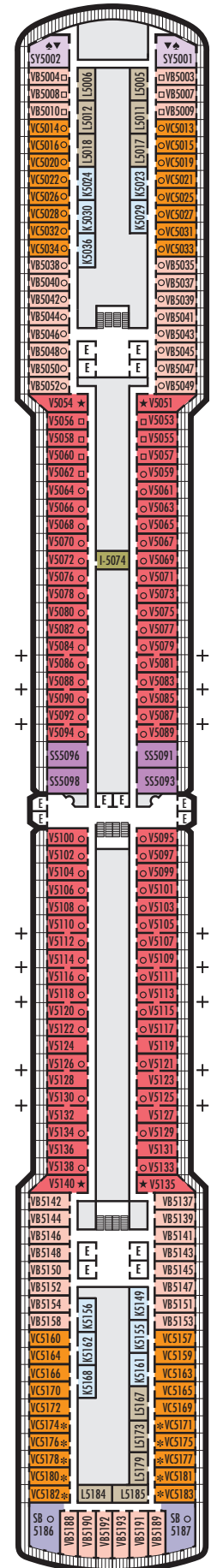
**Large:** 2 lower beds convertible to 1 queen-size bed, shower. Approximately 141–284 sq. ft.

#### K

**Large or Standard:** 2 lower beds convertible to 1 queen-size bed, shower. Approximately 141–284 sq. ft.

#### L

**Standard:** 2 lower beds convertible to 1 queen-size bed, shower. Approximately 141–284 sq. ft.



Verandah Deck

## EURODAM

### DECK PLANS & STATEROOMS

The deck plans are color-coded by category of stateroom, and the category letter precedes the stateroom number in each room. All staterooms are equipped with interactive LED television with On Demand movies, programming and multichannel music; mini-bar; mini-safe; data port; telephone.

**Important Note:** Not all staterooms within each category have the same furniture configuration and/or facilities. Appropriate symbols within the rooms on the deck plans describe differences from the stateroom descriptions below.

All information is subject to change.

### STATEROOM SYMBOL LEGEND

- Quad (2 lower beds, 1 sofa bed, 1 upper)
- Triple (2 lower beds, 1 sofa bed)
- △ Partial sea view
- X Fully obstructed view
- + Connecting rooms
- \* Shower only
- ♣ Single sink vanity, bathtub only
- ♠ Single sink vanity
- ◆ Staterooms have solid steel verandah railings instead of clear-view Plexiglas® railings

### ACCESSIBILITY STATEROOM SYMBOL LEGEND

- ♿ **Fully Accessible:** Staterooms I-8033, VB6002, VB6001, J1074, K1012 & K1011 have a roll-in shower only
- ▼ **Fully Accessible with Single Side Approach:** Suites SA7058 & SA7057 have a bathtub and roll-in shower. Suites SY5002 & SY5001 have a roll-in shower only.
- ★ **Ambulatory Accessible:** Staterooms VA8119, VA8116, VA8026, VA8025, V6052, V6049, V5140, V5135, V5054, V5051, VA4134, VA4131, H4092, H4089, VA4052, VA4051, D1100, D1099, C1082 & C1081 have a shower with no threshold

For more information regarding accessibility features on our ships please visit the [Accessibility](#) section of our website.

### VERANDAH SUITES

■ SB ■ SC

**Neptune Suites:** 2 lower beds convertible to 1 king-size bed, bathroom with dual-sink vanity, full-size whirlpool bath & shower & additional shower stall, large sitting area, dressing room, private verandah, 1 sofa bed for 2 persons, floor-to-ceiling windows. Approximately 506–590 sq. ft. including verandah.

■ SS ■ SY ■ SZ

**Signature Suites:** 2 lower beds convertible to 1 queen-size bed, bathroom with dual-sink vanity, full-size whirlpool bath & shower & additional shower stall, large sitting area, private verandah, 1 sofa bed for 1 person, floor-to-ceiling windows. Approximately 273–456 sq. ft. including verandah.

### VERANDAH STATEROOMS

■ V ■ VB ■ VC ■ VD

**Verandah:** 2 lower beds convertible to 1 queen-size bed, bathtub & shower, sitting area, private verandah, floor-to-ceiling windows. Approximately 213–379 sq. ft. including verandah.

### OCEAN-VIEW STATEROOMS

■ F

**Large:** 2 lower beds convertible to 1 queen-size bed, bathtub & shower. Approximately 169–267 sq. ft.

### INTERIOR STATEROOMS

■ I


**Large:** 2 lower beds convertible to 1 queen-size bed, shower. Approximately 141–284 sq. ft.

■ K

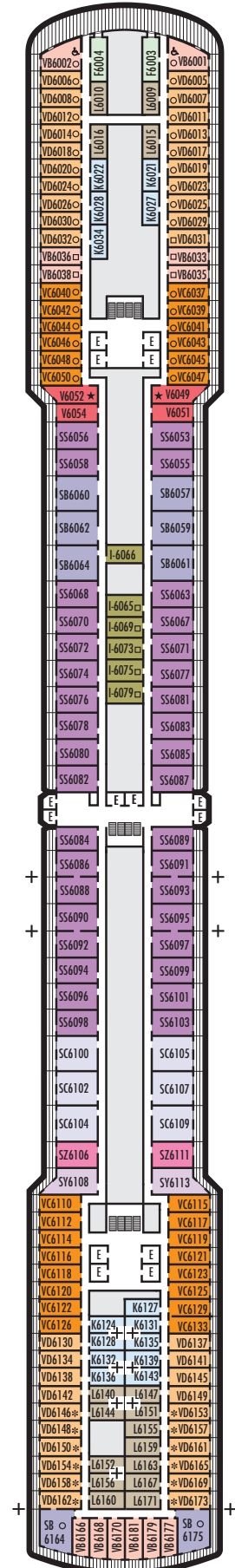
**Large or Standard:** 2 lower beds convertible to 1 queen-size bed, shower. Approximately 141–284 sq. ft.

■ L

**Standard:** 2 lower beds convertible to 1 queen-size bed, shower. Approximately 141–284 sq. ft.



Upper Verandah Deck



## EURODAM

### DECK PLANS & STATEROOMS

The deck plans are color-coded by category of stateroom, and the category letter precedes the stateroom number in each room. All staterooms are equipped with interactive LED television with On Demand movies, programming and multichannel music; mini-bar; mini-safe; data port; telephone.

**Important Note:** Not all staterooms within each category have the same furniture configuration and/or facilities. Appropriate symbols within the rooms on the deck plans describe differences from the stateroom descriptions below.

All information is subject to change.

### STATEROOM SYMBOL LEGEND

- Quad (2 lower beds, 1 sofa bed, 1 upper)
- Triple (2 lower beds, 1 sofa bed)
- △ Partial sea view
- × Fully obstructed view
- + Connecting rooms
- \* Shower only
- ♣ Single sink vanity, bathtub only
- ♠ Single sink vanity
- ◆ Staterooms have solid steel verandah railings instead of clear-view Plexiglas® railings

### ACCESSIBILITY STATEROOM SYMBOL LEGEND

- ♿ **Fully Accessible:** Staterooms I-8033, VB6002, VB6001, J1074, K1012 & K1011 have a roll-in shower only
- ▼ **Fully Accessible with Single Side Approach:** Suites SA7058 & SA7057 have a bathtub and roll-in shower. Suites SY5002 & SY5001 have a roll-in shower only.
- ★ **Ambulatory Accessible:** Staterooms VA8119, VA8116, VA8026, VA8025, V6052, V6049, V5140, V5135, V5054, V5051, VA4134, VA4131, H4092, H4089, VA4052, VA4051, D1100, D1099, C1082 & C1081 have a shower with no threshold

For more information regarding accessibility features on our ships please visit the [Accessibility](#) section of our website.

### VERANDAH SUITES

#### PS

**Pinnacle Suites:** Bedroom with 1 king-size bed, oversize whirlpool bath & shower & additional shower stall, living room, dining room, dressing room, private verandah with whirlpool, pantry, 1 sofa bed for 2 persons, microwave, refrigerator, guest toilet, private stereo system, floor-to-ceiling windows.

Approximately 1,357 sq. ft. including verandah.

#### SA SB

**Neptune Suites:** 2 lower beds convertible to 1 king-size bed, bathroom with dual-sink vanity, full-size whirlpool bath & shower & additional shower stall, large sitting area, dressing room, private verandah, 1 sofa bed for 2 persons, floor-to-ceiling windows.

Approximately 506–590 sq. ft. including verandah.

#### SY

**Signature Suites:** 2 lower beds convertible to 1 queen-size bed, bathroom with dual-sink vanity, full-size whirlpool bath & shower & additional shower stall, large sitting area, private verandah, 1 sofa bed for 1 person, floor-to-ceiling windows.

Approximately 273–456 sq. ft. including verandah.

### VERANDAH STATEROOMS

#### VB VD VE

**Verandah:** 2 lower beds convertible to 1 queen-size bed, bathtub & shower, sitting area, private verandah, floor-to-ceiling windows.

Approximately 213–379 sq. ft. including verandah.

### INTERIOR STATEROOMS

#### I

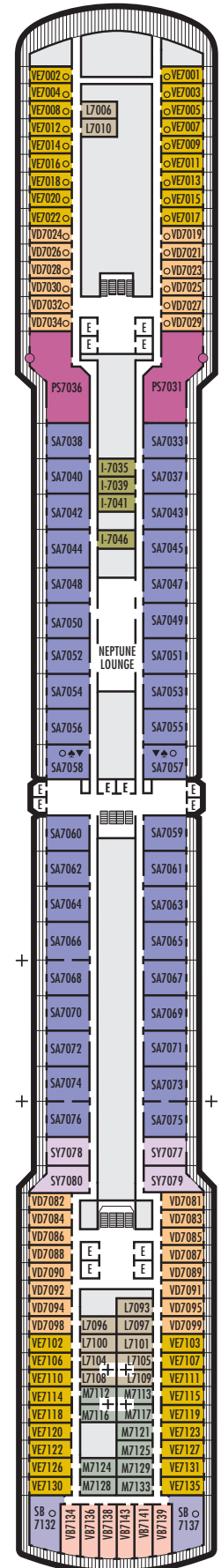
**Large:** 2 lower beds convertible to 1 queen-size bed, shower.

Approximately 141–284 sq. ft.


#### L M

**Standard:** 2 lower beds convertible to 1 queen-size bed, shower.

Approximately 141–284 sq. ft.



Rotterdam Deck



## EURODAM

### DECK PLANS & STATEROOMS

The deck plans are color-coded by category of stateroom, and the category letter precedes the stateroom number in each room. All staterooms are equipped with interactive LED television with On Demand movies, programming and multichannel music; mini-bar; mini-safe; data port; telephone.

**Important Note:** Not all staterooms within each category have the same furniture configuration and/or facilities. Appropriate symbols within the rooms on the deck plans describe differences from the stateroom descriptions below.

All information is subject to change.

### STATEROOM SYMBOL LEGEND

- Quad (2 lower beds, 1 sofa bed, 1 upper)
- Triple (2 lower beds, 1 sofa bed)
- △ Partial sea view
- × Fully obstructed view
- + Connecting rooms
- \* Shower only
- ♣ Single sink vanity, bathtub only
- ♠ Single sink vanity
- ◆ Staterooms have solid steel verandah railings instead of clear-view Plexiglas® railings

### ACCESSIBILITY STATEROOM SYMBOL LEGEND

- ♿ **Fully Accessible:** Staterooms I-8033, VB6002, VB6001, J1074, K1012 & K1011 have a roll-in shower only
- ▼ **Fully Accessible with Single Side Approach:** Suites SA7058 & SA7057 have a bathtub and roll-in shower. Suites SY5002 & SY5001 have a roll-in shower only.
- ★ **Ambulatory Accessible:** Staterooms VA8119, VA8116, VA8026, VA8025, V6052, V6049, V5140, V5135, V5054, V5051, VA4134, VA4131, H4092, H4089, VA4052, VA4051, D1100, D1099, C1082 & C1081 have a shower with no threshold

For more information regarding accessibility features on our ships please visit the [Accessibility](#) section of our website.

### VERANDAH SUITES

#### SB

**Neptune Suites:** 2 lower beds convertible to 1 king-size bed, bathroom with dual-sink vanity, full-size whirlpool bath & shower & additional shower stall, large sitting area, dressing room, private verandah, 1 sofa bed for 2 persons, floor-to-ceiling windows.  
Approximately 506–590 sq. ft. including verandah.

### VERANDAH STATEROOMS

#### VA VC VE VF

**Verandah:** 2 lower beds convertible to 1 queen-size bed, bathtub & shower, sitting area, private verandah, floor-to-ceiling windows.  
Approximately 213–379 sq. ft. including verandah.

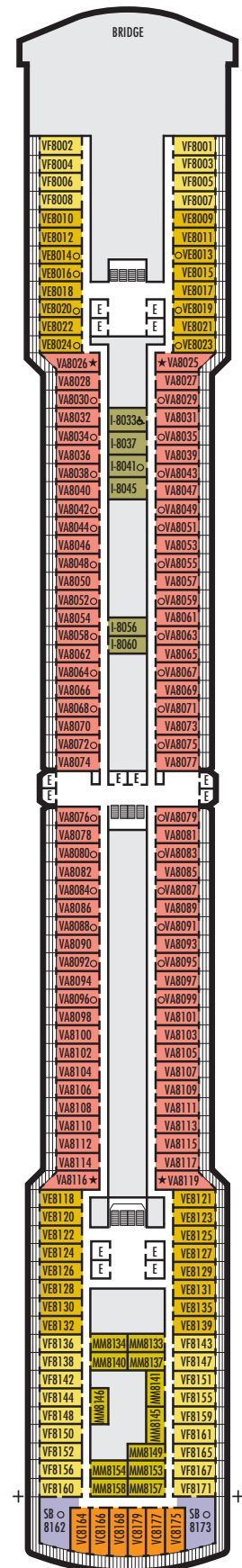
### INTERIOR STATEROOMS

#### I


**Large:** 2 lower beds convertible to 1 queen-size bed, shower.  
Approximately 141–284 sq. ft.

#### MM

**Standard:** 2 lower beds convertible to 1 queen-size bed, shower.  
Approximately 141–284 sq. ft.



Navigation Deck





## EURODAM

### DECK PLANS & STATEROOMS

The deck plans are color-coded by category of stateroom, and the category letter precedes the stateroom number in each room. All staterooms are equipped with interactive LED television with On Demand movies, programming and multichannel music; mini-bar; mini-safe; data port; telephone.

**Important Note:** Not all staterooms within each category have the same furniture configuration and/or facilities. Appropriate symbols within the rooms on the deck plans describe differences from the stateroom descriptions below.

All information is subject to change.

#### STATEROOM SYMBOL LEGEND


- Quad (2 lower beds, 1 sofa bed, 1 upper)
- Triple (2 lower beds, 1 sofa bed)
- △ Partial sea view
- × Fully obstructed view
- + Connecting rooms
- \* Shower only
- ♣ Single sink vanity, bathtub only
- ♠ Single sink vanity
- ◆ Staterooms have solid steel verandah railings instead of clear-view Plexiglas® railings

#### ACCESSIBILITY

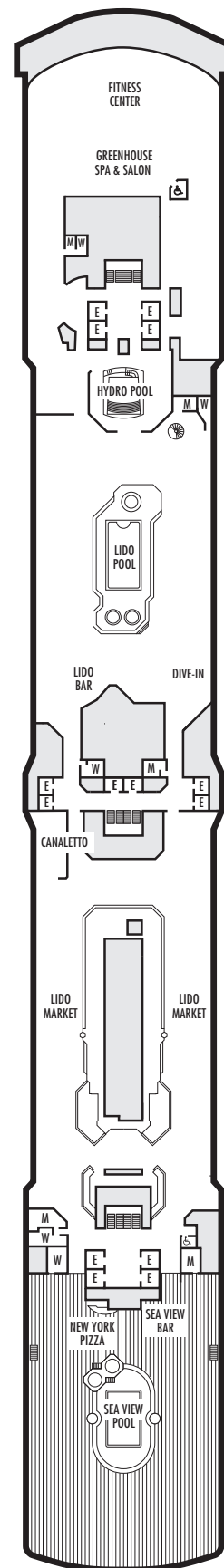
##### STATEROOM SYMBOL LEGEND

- ♿ **Fully Accessible:** Staterooms I-8033, VB6002, VB6001, J1074, K1012 & K1011 have a roll-in shower only
- ▼ **Fully Accessible with Single Side Approach:** Suites SA7058 & SA7057 have a bathtub and roll-in shower. Suites SY5002 & SY5001 have a roll-in shower only.
- ★ **Ambulatory Accessible:** Staterooms VA8119, VA8116, VA8026, VA8025, V6052, V6049, V5140, V5135, V5054, V5051, VA4134, VA4131, H4092, H4089, VA4052, VA4051, D1100, D1099, C1082 & C1081 have a shower with no threshold

For more information regarding accessibility features on our ships please visit the [Accessibility](#) section of our website.



Lido Deck



## EURODAM

### DECK PLANS & STATEROOMS

The deck plans are color-coded by category of stateroom, and the category letter precedes the stateroom number in each room. All staterooms are equipped with interactive LED television with On Demand movies, programming and multichannel music; mini-bar; mini-safe; data port; telephone.

**Important Note:** Not all staterooms within each category have the same furniture configuration and/or facilities. Appropriate symbols within the rooms on the deck plans describe differences from the stateroom descriptions below.

All information is subject to change.

### STATEROOM SYMBOL LEGEND

- Quad (2 lower beds, 1 sofa bed, 1 upper)
- Triple (2 lower beds, 1 sofa bed)
- △ Partial sea view
- × Fully obstructed view
- + Connecting rooms
- \* Shower only
- ♣ Single sink vanity, bathtub only
- ♠ Single sink vanity
- ◆ Staterooms have solid steel verandah railings instead of clear-view Plexiglas® railings

### ACCESSIBILITY STATEROOM SYMBOL LEGEND

- ♿ **Fully Accessible:** Staterooms I-8033, VB6002, VB6001, J1074, K1012 & K1011 have a roll-in shower only
- ▼ **Fully Accessible with Single Side Approach:** Suites SA7058 & SA7057 have a bathtub and roll-in shower. Suites SY5002 & SY5001 have a roll-in shower only.
- ★ **Ambulatory Accessible:** Staterooms VA8119, VA8116, VA8026, VA8025, V6052, V6049, V5140, V5135, V5054, V5051, VA4134, VA4131, H4092, H4089, VA4052, VA4051, D1100, D1099, C1082 & C1081 have a shower with no threshold

For more information regarding accessibility features on our ships please visit the [Accessibility](#) section of our website.

### VERANDAH SPA SUITES

#### SU

**Signature Spa Suites:** 2 lower beds convertible to 1 queen-size bed, bathroom with dual-sink vanity, full-size whirlpool bath & shower & additional shower stall, large sitting area, private verandah, 1 sofa bed for 1 person, floor-to-ceiling windows. Approximately 273–456 sq. ft. including verandah.

### VERANDAH SPA STATEROOMS

#### VQ

**Verandah Spa:** 2 lower beds convertible to 1 queen-size bed, bathtub & shower, sitting area, private verandah, floor-to-ceiling windows. Approximately 213–379 sq. ft. including verandah.

### OCEAN-VIEW SPA STATEROOMS

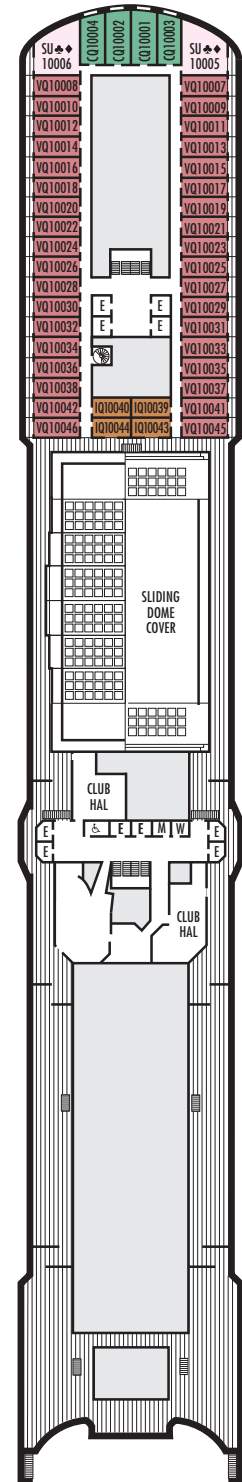
#### CQ

**Large Ocean-view Spa:** 2 lower beds convertible to 1 queen-size bed, bathtub & shower. Approximately 169–267 sq. ft.

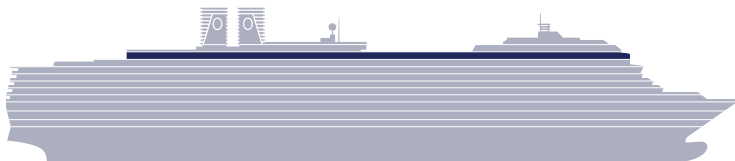
### INTERIOR SPA STATEROOMS

#### IQ

**Large Interior Spa:** 2 lower beds convertible to 1 queen-size bed, shower. Staterooms IQ10043 and IQ10044 have fully obstructed views. Approximately 141–284 sq. ft.



Panorama Deck



## EURODAM

### DECK PLANS & STATEROOMS

The deck plans are color-coded by category of stateroom, and the category letter precedes the stateroom number in each room. All staterooms are equipped with interactive LED television with On Demand movies, programming and multichannel music; mini-bar; mini-safe; data port; telephone.

**Important Note:** Not all staterooms within each category have the same furniture configuration and/or facilities. Appropriate symbols within the rooms on the deck plans describe differences from the stateroom descriptions below.

All information is subject to change.

### STATEROOM SYMBOL LEGEND

- Quad (2 lower beds, 1 sofa bed, 1 upper)
- Triple (2 lower beds, 1 sofa bed)
- △ Partial sea view
- × Fully obstructed view
- + Connecting rooms
- \* Shower only
- ♣ Single sink vanity, bathtub only
- ♠ Single sink vanity
- ◆ Staterooms have solid steel verandah railings instead of clear-view Plexiglas® railings

### ACCESSIBILITY

#### STATEROOM SYMBOL LEGEND


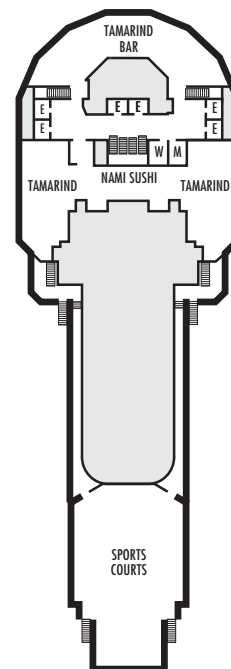
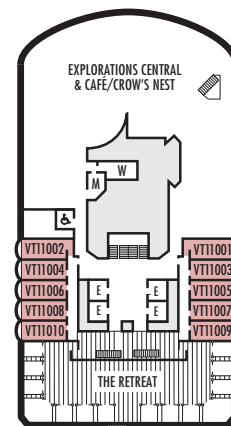
- ♿ **Fully Accessible:** Staterooms I-8033, VB6002, VB6001, J1074, K1012 & K1011 have a roll-in shower only
- ▼ **Fully Accessible with Single Side Approach:** Suites SA7058 & SA7057 have a bathtub and roll-in shower. Suites SY5002 & SY5001 have a roll-in shower only.
- ★ **Ambulatory Accessible:** Staterooms VA8119, VA8116, VA8026, VA8025, V6052, V6049, V5140, V5135, V5054, V5051, VA4134, VA4131, H4092, H4089, VA4052, VA4051, D1100, D1099, C1082 & C1081 have a shower with no threshold

For more information regarding accessibility features on our ships please visit the [Accessibility](#) section of our website.

### VERANDAH SPA STATEROOMS

VT

**Verandah Spa:** 2 lower beds convertible to 1 queen-size bed, bathtub & shower, sitting area, private verandah, floor-to-ceiling windows. VT staterooms have viewing balconies. Approximately 213–379 sq. ft. including verandah.



Panorama Deck